



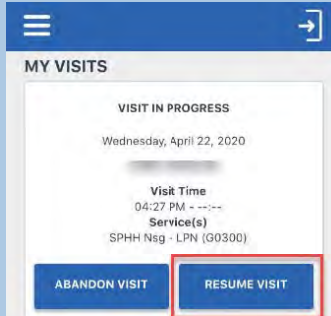
Employee:

# End A Shift

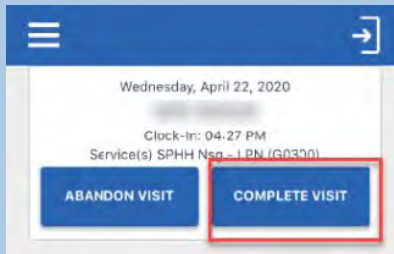
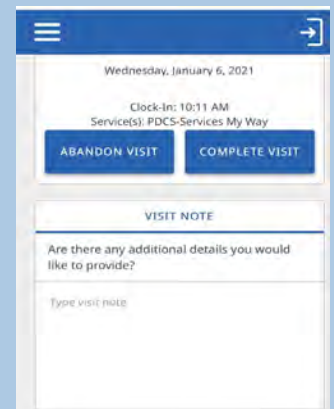
WITH SMC APP



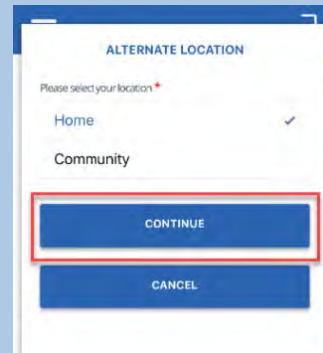
1. Log into the app. If a visit is in progress, it will display Tap Resume Visit



2. Tap Complete Visit To add visit notes, tap Visit Note and use your keyboard to enter notes

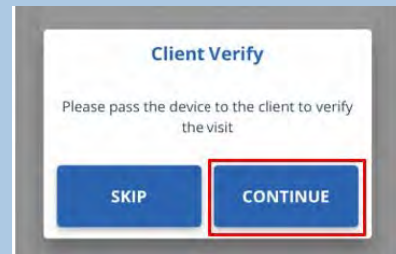
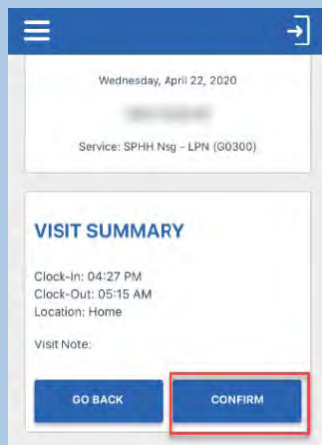


4. Tap Complete Visit



3. Select the location Tap Continue

5. Tap Confirm



6. Tap Continue and pass the mobile device to the client to verify the visit